

# Technical Specifications for The Moore Theater

---



HOPKINS CENTER FOR THE ARTS  
DARTMOUTH COLLEGE  
HANOVER, NH

# Contents

CONTACT INFO.....	3
Hopkins Center Staff.....	3
Addresses .....	3
Directions to Moore Theater Loading Dock .....	3
General Information.....	4
Stage Information .....	5
Electrics / Lighting System .....	7
Sound System.....	10
Projection / Video .....	13
Theater Layout .....	15

## CONTACT INFO

### Hopkins Center Staff

- *Senior Production Manager:* [Keely Ayres](#) (603) 646-0971
- *Production Manager:* [Todd Campbell](#) (603) 646-3224
- *Production Manager:* [Mark Hanneman](#) (603) 646-9368
- *Prod. Office Business Coordinator* [Sarah Westney](#) (603) 646-1661
- *Programming Assistant:* [Karen Henderson](#) (603) 646-3453
- *Senior Events Manager:* [Brandea L. Turner](#) (603) 646-0972

### Addresses

#### **Mail / FedEx / UPS Shipping Address**

4 East Wheelock St  
Lower Level Wilson Hall #6041  
Hanover NH 03755

#### **Physical Street Address (Hopkins Center for the Arts Public Entrance)**

4 East Wheelock St  
Hanover NH 03755

### Directions to Moore Theater Loading Dock

#### *From Interstate 89:*

Take exit 18 and follow route 120 north for about 6 miles into Hanover. At the traffic light adjacent to the Mobil Station, bear on Lebanon St. Go about 1/2 mile, the Moore Theater loading dock is in the parking area on your right immediately. Entrance is on your right at the base of the Citizen's Bank sign. After entering the parking lot proceed up the incline to the top and look for a garage door in the farthest right hand corner of lot at the end of a long covered walkway/driveway.

#### *From Interstate 91:*

Take exit 13 and follow signs to Hanover and Dartmouth College. Take a right at the second light on Main St. At the next light take a left on Lebanon St and then another immediate left into a parking area at the base of the Citizen's Bank sign. After entering the parking lot proceed up the incline to the top and look for a garage door in the farthest right hand corner of the lot at the end of a long covered walkway/driveway.



Best address to use to find the driveway on [Google Maps](#) is:

6 Lebanon St, Hanover NH 03755.

## **General Information**

[Reference pictures can be viewed here.](#)

### **Seating Capacity:**

480 + 1 Wheelchair spot  
Orchestra: 292 + 1 Wheelchair spot.  
Forestage/Orchestra Pit: 52  
Balcony: 136

### **Theatre Access:**

Loading Door: 7'-11"H x 8'-6"W  
Door Access: Must back up ramped drive to street level dock.  
Loading Dock: Truck unloading is at street level. No truck ramp is available.  
Access to stage: Same level as Door, 150 feet to stage from truck unloading point.  
Trailer Storage: At Thompson Ice Arena parking lot across campus (10 min walk)

### **Dressing Rooms:**

2 Small Dressing Rooms seat 8 each (with attached showers and toilets)  
2 Large Dressing Rooms seat 16 each (showers and toilets down the hall)

Dressing Rooms are shared with others theatres in the Hopkins Center. Please contact the Production Manager to ensure availability

Dressing rooms are located one floor below stage level off stage right, accessible by stairs stage right or by elevator or stairs from stage left.

All dressing rooms contain tables, chairs, mirrors and are well-lit. Proper heating is maintained.

*\*There are no non-public restrooms on stage level.*

### **Wardrobe:**

1 Washer, 1 Dryer.  
Access to an additional washer and dryer may be possible if pre-arranged.  
Laundry Location: SR, down one floor, on Dressing Room level.  
There is no designated wardrobe room but one of the 4 dressing rooms can be used.

### **Storage Space:**

There is limited space for storage of empties as the scene shop off stage left is in use during the day by the Theater Department.

### **Rehearsal Space:**

Theater Department Rehearsal Room may be available around class schedule if pre-arranged.  
The room is app. 30'W x 25'D with a Marley floor over a tile floor and mirrors on one wall.  
Straus Dance Studio in Alumni Gym - limited availability around class schedule if pre-arranged.

### **Labor:**

The Hopkins Center is an IATSE staffed facility employing Local 919 Stagehands and trained work-study students.

# Stage Information

## Stage Dimensions

Height to the Grid Iron	56'
Height to the bottom of the lineset(flowed out)	50'
Height to the High Steel	62'
Proscenium width	34'
Proscenium height	20'-3"
Plaster line to back wall	35'-8"
Curtain to back wall	34'-6"
Front edge of apron to plaster line	1'-11"
Plaster line to edge of Cyc pit	27'-11"
Plaster line to Cyc pit hinge	28'-11"
(protrudes approx. 1/2" out of floor)	
Plaster line to last full stage working batten	30'-6"
Wing space:	
Stage Right	15'
Stage Left	16'-6"+ (see plan)
Balcony Rail to plaster line	39'
Projection Booth to plaster line	67' at 23°
Height of stage	2'-8 1/2"

## Fly System:

Number of useable linesets:	40
Single purchase counterweight:	39
Electric Winch:	1 (1 <sup>st</sup> LX)

## Lineset capacity

Counterweight:	1500 lbs.
1 <sup>st</sup> Electric Winch:	1st- 1600 lbs.
Lineset high trim:	50'

## Lineset Lengths

1 - 4	52'
5 - 39	56'
40	53' (cyc)




1st electric is a double batten on a winch (permanent)

House Curtain: Red Velour operates as guillotine or traveler; operated from SR stage floor. House curtain is not counted as a usable lineset.

## Orchestra Pit:

Mechanical lift divided in to 3 sections that can access the dressing room hallways, and be raised to orchestra, seating, stage or stepped level.

Load capacity:	Lifting: 50lbs/sq.ft. Sustained: 150lbs/sq.ft.
Max Lift capacity	Lift 1 & 3 7,000lbs Lift 2 10,000lbs



Dimensions: Each section is 13' at its widest point, and 10'-12' at its deepest. See link to drawing below for specifics.

**Stage Floor:**

Black marine linoleum floor over plywood with 4'x4' trap sections Load capacity 150lbs/sq. ft.  
Harlequin/Rosco (Marley) dance floor available in black, white and grey

**Marley dance floor:**

Harlequin Cascade

- 5 Rolls (Black)
- #1 (Apron) 79" x 37' 2"
- #2,3,4 (Mid) 79" x 46' 7"
- #5 (Upstage) 79" x 50'

Harlequin Reversible

- 5 Rolls (White/Black)
- #1 (Apron) 79" x 36'
- #2,3,4 (Mid) 79" x 46' 7"
- #5 (Upstage) 79" x 45'

Rosco Marley used as subfloor

- 6 Full Rolls (Black/Grey)
- #1 (Apron) 63" x 36'
- #2,3,4,5,6 63" x ~46' (lengths vary +/- 4")
- 2 Half Rolls (Black/Grey)
- #1,2 (Wings) 63" x ~24'

**Masking Inventory: (See Lineset Schedule for Rep Hang - available in Excel)**

(12) Legs	25' H x 12' W	flat black velour, no fullness
(6) Borders	12' H x 56' W	flat black velour, no fullness
(2) Half-Stage Blackout	25' H x 29'6" W	flat black velour, no fullness
(1) Full-Stage Blackout	25' H x 56' W	flat black velour, no fullness
(1) Black scrim	25' H x 40' W	
(1) White scrim	30' H x 60' W	
(1) Cyclorama	30' H x 56' W	grey, filled leno, muslin backing

**Ladders and Lifts**

The Moore Theater has a stock of 6', 10', and 12' A-frame ladders.

There are two Genie AWP30S lifts available:

- 29'6" max platform height
- 35'6" max working height

**\*\*Due to safety regulations the lift may not be moved while elevated.**

**Links**

- [Lineset Schedule](#)
- [Lineset Schedule Metric](#)
- [Moore Ground Plan \(Vectorworks\)](#)
- [Moore section \(Vectorworks\)](#)
- [Moore Ground Plan \(Visio\)](#)

## Electrics / Lighting System

### **Company Switch:**

Location: Offstage Left, within 50' of center stage

Amperage: 400A/3 phase

\*We require a house electrician to tie into this power source.

Additional power: 50A single phase receptacles - 1 each downstage left and downstage right

### **Dimmers:**

Permanently installed:

Type: Strand CD-80 Dimmers

Number of dimmers: 282 @ 2.4kw; 2 @ 6kw

Number of circuits: 284

Additional dimmers located Mid SL:

Type: ETC Sensor Dimmers

Number of dimmers: 72 dimmers; 3x 24 /2.4k dimmer packs

Number of circuits: 72 circuits; 4x 6 circuit socapex per pack

### **Lighting Console:**

Type: ETC EOS 4K with 2x10 Fader Wing

Location: rear of auditorium house left, orchestra level, in booth

EOS server

EOS Client Designer desk available

### **Front of House Lighting Positions:**

Wire Grid

Distance from plaster line: upstage side, 2'-6" downstage side 7'-3"

Height above stage level: 23'-3" (hanging positions are at 25' and 26'-9")

Number of circuits: 20 (3 pin stage)

Near Catwalk

Distance from plaster line: 25'-4"

Height above stage level: 33'-10"

Number of circuits: 18 (3 pin stage)

Far Catwalk

Distance from plaster line: 42'-4"

Height above stage level: 35'-1"

Number of circuits: 18 (3 pin stage)

House Side Slots

2 House box boom positions integrated into side stages

Distance from plaster line: 20' from plaster line

Number of circuits: 8 circuits each (3 pin stage)

2 located in balcony

Distance from plaster line: 26' from plaster line

Number of circuits: 4 circuits each (3 pin stage)

Balcony Rail:

Distance from plaster line: 39'

Distance to LS-40 (Cyc) 72'

Height above stage level: 12'-9"

Width of hanging area: 23'

Number of different circuits: 4 (3 pin stage)

**Downstage and Onstage Lighting Positions:**

Proscenium Slot or Box Booms:

Just DS of plaster line SL and SR at 38'-6" from center line

Number of different circuits: 8 each (3 pin stage)

2 wall-mounted circuit boxes available on proscenium wall SL and SR:

Number of different circuits: 8 each (3 pin stage)

**Onstage Electric Pipes:**

First Electric - FIXED AND MOTORIZED

Distance from Proscenium: 3'

Number of different circuits: 20 (3 pin stage)

All other electrics pipes flexible pending lineset configuration

Typically Second, Third, Fourth and Fifth Electrics

with MultBoxes dropped from the midrail

**Onstage Boom Options:**

Boom pipe and bases:

(10) 16'-18' high boom pipes, set as required

(12) 50lb. boom bases

Circuiting Options: Multboxes down from midrail or floor pockets

Floor pocket location: 4 per side, 4 circuits each, 23' off center line,  
at 8'-7", 13'-7", 18'-7" and 22'-7" upstage from plaster line

**Lighting Inventory - CONVENTIONAL:**

<u>Type</u>	<u>Quantity</u>	<u>Wattage</u>
Juliat Korrigan Followspot	2	1200W HMI
10° Source Four	23	575W
14° Source Four	12	575W
19° Source Four	44	575W
26° Source Four	104	575W
36° Source Four	69	575W
50° Source Four	12	575W
70° Source Four	1	575W
25-50° Source Four zoom	10	575W
Parnel Source Four	36	575W
Par 64 Altman	48	1K
WFL, MFL, NSP lamp stock varies- please check in advance for exact qty		
8" Fresnel	12	1K
2k Studio Arri Fresnel	4	2K
2k True Blue Studio Arri Fresnel	10	2K
10" Century Beam Projector	1	1K
L&E Far Cyc (3 cell/circ)	16	1K per circ



**Lighting Inventory - INTELLIGENT:**

<u>Type</u>	<u>Quantity</u>	
ETC Selador Desire D60 Vivid LED	24	
Lens options:	24 each type	Medium Oval, Wide Oval, Wide Round, Medium Round, Narrow Round, Very Narrow Round
Chroma-Q Colorforce72 LED Strips	14	
V*L 3000Q Spot	3	
V*L 3500Q Spot	3	
Wybron CXI Color Scrollers**	18	
Wybron CXI-IT Color Scrollers**	9	*(Scroller Systems are NOT interchangeable)*

\*\*Check with Production Manager for availability

**Fogger/Hazer/Miscellaneous Inventory:**

Rosco 1500 Fogger  
Rosco 3000 Fogger (DMX)  
MDG Atmosphere Hazer (DMX)  
(4) Rosco RevPro gobo rotators  
(1) 12" mirror ball  
(2) Diversitronics DK-2000 Dome Strobes  
(1) Diversitronics Mark II Strobe

**Lighting Accessories:**

Barndoors  
Top hats  
Iris  
Gobo holders  
Side arms  
Twofers

**Please contact Production for exact numbers at time of use.**

**Cyclorama Lighting:**

Cyc pit available (pit covered when not in use).

**House Lights:**

House lights are fully dimmable and controlled either backstage right or from the light booth via control station or through the lighting console.

## Sound System

### **Console:**

Yamaha PM5DRH Digital console

### **Additional Mixing Consoles:** *may be available. (check with Production Manager)*

Yamaha LS9-16

Mackie 1202

Mackie 24.8

### **Speakers:**

- 2 Meyer UPA-1P (Mains L/R Main Floor)
- 2 Meyer UPJunior (Mains L/R Balcony Fill)
- 1 Meyer UPA-1P (Center Balcony Fill)
- 2 Meyer USW-1P (Subs flown at Proscenium L/R)
- 6 EAW KF-300 satellite/stage monitor cabinets
- 8 EAW JF-80Z satellite/stage monitor cabinets
- 6 Meyer MM4-XP with 2 MPS-488HP Power Supply for Front Fills/satellite
- 2 Meyer MM4-XP with MPS-481 power supplies

### **Stage Amplifiers:**

- 2 Crest 7001
- 4 QSC MX-1500
- 2 QSC MX-700
- 1 QSC 4000

### **Processing/Analyzing:**

Meyer Gallileo Galaxy 816

Smart Software v8

Earthworks S30 mic with FR-SC2i2 interface

### **Digital Sound Editing:**

Macbook Pro 15

Software/Applications: QLab, Logic

Hardware Interface: Alesis AI-3, MOTU AVB Switch, MOTU 16A I/O

### **Source Devices:**

- 2 Sony CDPD- 11 CD players
- 1 iMac
- 1 Macbook Pro 15

### **Lines & Connectors:**

Mic lines are downstage left and right via two 12x4 snakes to sound booth and are equipped with transformer splits for onstage monitor mix. Ample mic and speaker cables are available.

### **Headset System/ Booth Monitors:**

**Type:** 10 station, 4 channel Clearcom base station/matrix

Base Station Location: Can be located at the stage manager's panel DSR or in the light booth

Headset Locations: USL, DSL, at the Flyrail - USR, CSR, DSR, Fly Floor L & R, Loading Gallery, Grid, Wire Grid, Near and Far Catwalks, Center Pit Lift, Sound, Light and Followspot booths.

Wireless Com (check with production manager for availability)

Digital Clearcom wireless headset system with 5 belt packs (4 more may be available)

Dressing Rooms, Green Room, and Scene Shop are all equipped with monitor/call boxes.

Booth monitoring systems consist of 1 AKG condenser mic hung over the stage with a Mic preamp to a Rolls RM424 Four Zone Mixer. Mixer sends feeds to the light, sound and follow spot booths. Each booth has a Yamaha MSP2 2 way powered speaker with adjustable volume

**Video Monitoring:**

IR camera on FOH balcony rail with single 9" monitor  
 -Monitor can be cabled to a Stage Manager position in wing, booth, or house tech table

**Recording:**

2 Tascam TASSCDR200 Solid State and CD Digital Audio Recorder  
 Both recorders are rack mounted in a mobile SKB rack with a Furman power conditioner and can be transported for mobile recording. Rack also contains (2) XLR-F to 1/4" cables (2) XLR Y cables to split inputs to both recorders. A console is needed to complete the package. See console inventory.

**Microphone Inventory:**

**Moore Theater Inventory:**

9	Shure	UR4D	Dual channel wireless receivers
18	Shure	UR1	Wireless body packs
6	Shure	UR2/Beta 87A	Wireless handheld microphones
18	Sennheiser	MKE2 Gold Dot	Omni lavalier (beige cable & head)
12	Countryman	E6	Earset microphones

**Older wireless system possibly available:**

2	Sennheiser	MKE-2 Red Dot	Omni lavalier
4	Sennheiser	MKE-2	Omni lavalier

Approximately 70 + microphones shared with our concert hall, Spaulding Auditorium, **possibly** available for use in the Moore. Please confirm with Production Manager

**Microphone Inventory:**

2	ADK	3 Zigma	CHI-LOL-47's with coupled transformers (HA-FX)
2	ADK	3 Zigma	CHI-LOL-SD-C's with coupled transformers
2	AKG	C-414ULS	Condenser
2	AKG	C-568EB	Condenser "shotgun"
4	AKG	CHM 21	Cardioid
6	AKG	C-460B	Condenser
6	AKG	CK-61	Cardioid capsule
2	AKG	VR-62	40" angled extension tube
2	AKG	CK-62	Omni capsule
1	AKG	D 112	Dynamic Cardioid
2	ATM	25	
1	BBE	4000	Planar Wave transducer
4	Beyer	M-88	Dynamic Hyper cardioid
2	Countryman	E-6	Omni Iso Max headset mic
4	Crown	PCC-160	Boundary mic
4	Crown	PZM-30	Pressure zone mic
2	Crown	SASS-P	Stereo PZM mic
3	DPA	4061IMK -	Pre-polarized Omni Miniature Condenser
1	DPA	d:vote 4099B	Microphone for Bass with XLR Adapter

1	DPA	d:vote 4099C	Microphone for Cello with XLR Adapter
1	EV	ND-757	Dynamic Super cardioid
3	EV	RE-20	Dynamic
2	RCA	77-DX	Classic ribbon
4	Schatten	P2	Piano pickup w/DI preamp
6	Sennheiser	MKE-2 Gold Dot	Omni lavalier
2	Sennheiser	MKE-2 Red Dot	Omni lavalier
4	Sennheiser	MKE-2	Omni lavalier
8	Sennheiser	MD-421	Dynamic Cardioid
5	Shure	Beta 58	Dynamic Super cardioid
9	Shure	SM 58	Dynamic
4	Shure	Beta 57	Dynamic Super cardioid
6	Shure	SM 57	Dynamic Cardioid
6	Shure	SM 81	Cardioid Condenser
4	Shure	Beta 87A	Super cardioid Condenser
4	Shure	SM 91A	Condenser floor mic
1	Shure	Beta 98/S	Super cardioid Condenser
6	Shure	SM 98A	Mini cardioid condenser
2	Shure	KSM 44	Condenser
3	Shure	UR4D	Dual channel wireless receivers
6	Shure	UR1	Wireless body packs
6	Shure	UR2/Beta 87A	Wireless handheld microphones

#### DI's

8	Countryman	Type 85	Active direct boxes
3	Proco	IT-1	Isolation transformers
1	Radial	AV-2	Stereo DI
4	Whirlwind	Director	Passive direct box
4	Whirlwind	PCDI	Stereo DI
1	Blackdog	USB-DI	Stereo DI (USB)
1	Radial	SB-1	Active Direct Box

## **Projection / Video**

### **Projectors\*\*:**

Christie WU12K-M WUXGA 3DLP Projector (with lamp upgrade to 14k)

Brightness: 14000 lumens center

Resolution: 1920x1200 (16:10)

Lens in-house stock: choose from 3 below

Inputs: 1x RGBHV/Component (Analog 5BNC), 1x DVI (Dual-link)

Video Decoder Input Card: SD inputs (4BNC--Composite, SVideo, component, RGB)

DMX512 Interface Card

Ceiling Mount plate

Christie HD10k-M 1080 HD 3DLP Projector (with lamp upgrade to 14k)

Brightness: 13500 lumens center

Resolution: 1920x1080 (16:9)

Lens in-house stock: choose from 3 below

Inputs: 1x Component/RGBHV (3/5 BNC), 1x DVI-I (HDCP compliant)

Christie Lens Options

Lens Opt1: ILS 2.8-4.5:1 SX+/2.6-4.1:1 HD .95" Zoom Lens

Lens Opt2: ILS 1.25-1.6SX+/1.16-1.49HD Zoom Lens

Lens Opt3: ILS 0.73:1SX+/0.67:1HD Fixed Short Throw Lens

Panasonic PT-D7700U-K Projector

Brightness: 7000 lumens center

Resolution: 1400x1050 (4:3 SXGA+)

Lens Opt1: ET-D75LE1 (1.5-2.0:1 zoom)

Lens Opt2: ET-D75LE3 (3.0-5.0:1 zoom)

Inputs: Composite BNC, S-Video, Component/RGBHV (3/5 BNC), VGA

Panasonic PT-D3500U Projector

Brightness: 3500 lumens center

Resolution: 1024x768 (4:3 XGA)

Lens: Standard zoom 1.0-1:36:1

Inputs: DVI, Component/RGBHV (3/5 BNC), VGA, Composite RCA, SVideo

\*\*Check with production manager for availability on all projection equipment

### **Screens:**

Da-Lite Fastfold 16' x 9' frame with Front & Rear surface, legs and skirting

Ultimate Fastfold 10'6" x 14' frame with Front & Rear surface, legs and skirting

Ultimate Fastfold 5' x 7' frame with Front & Rear surface, legs and skirting

### **Control Hardware and Software:**

iMac with Q-Lab

Mac or PC playback for PowerPoint or video available upon request\*\*

**Switcher/Scaler\*\***

Analog Way Pulse 300

Inputs: 4x VGA Multiformat Analog, 2x DVI-I Multiformat Analog/Digital, 2x SD/HD-SDI

Program Outputs: 1x VGA, 1X DVI-I (both outputs at same resolution)

Preview Outputs: 1x VGA, 1x DVI-I (both outputs at same resolution)

Input resolution: SDTV, EDTV, HDTV, Computer up to 2k

Output resolution: RGBHV, HDTV up to 1080p, Computer up to 2k

Features: Logo store, PIP, seamless transitions (fade,cut,wipe)

Preview and Program monitors included

**Other:**

300' DVI-DVI fiberoptic extender

1x2 DVI distribution amp

\*\*Check with production manager for availability

# Theater Layout

